

# Image Encryption Using RC6 And MARS

Yi Yi Aung

University of Computer Studies, Mandalay

yya.mdy @ gmail. com

## Abstract

*With the fast progression of data exchange in electronic way, information security is becoming more important in data storage and transmission. Because of widely using images in industrial process, it is important to protect the confidential image data from unauthorized access. In this paper, we compared image encryption algorithms and compression is added for two of them RC6 and MARS image encryptions. Implementations of these two algorithms have been realized for experimental purpose. The results of analysis are given in this paper.*

Keywords: Image Encryption, Encryption quality, RC6, MARS, Histogram.

## 1. Introduction

In digital world nowadays, the security of digital images become more and more important since the communications of digital products over open network occur more and more frequently. Also, applications of digital imaging are prevalent still continuously and rapidly increasing today, and yet the main obstacle in the widespread deployment of digital image services has been enforcing security and ensuring authorized access to sensitive data. Furthermore special and reliable security in storage transmission of digital images is needed in many applications, such as pay-TV, medical imaging systems, military image communications and confidential video conferencing, etc.

In this regard, strong security technology is required to protect users' sensitive digital data. Encryption is the most trusted practical security technique for digital data in computer and communication systems. In order to fulfill such a task, many different image encryption methods have been proposed such as DES (Data Encryption Standard), IDEA (International Data Encryption Algorithm) and RSA. However, these encryption schemes appear not to be ideal for image applications, due to some intrinsic features of images

such as data capacity and high redundancy, which are troublesome for traditional encryption. Moreover, these encryption schemes require extra operations on compressed image data thereby demanding long computational time and high computing power.

In this paper, different Bitmap images are encrypted with RC6 and MARS. The qualities of the encrypted images are tested with visual inspection and different quality of encryption algorithms.

The paper is organized as follows: Section 2 will briefly discuss the two encryption algorithms: RC6 and MARS. Section 3 will discuss the process of encrypting images with the two encryption algorithms. The method of the quality of encryption is discussed in Section 4. The results of the paper appear in Section 5. The paper is concluded in Section 6.

## 2. Background

Encryption is the process of transforming the information to insure its security. With the huge growth of computer networks and the latest advances in digital technologies, a huge amount of digital data is being exchanged over various types of networks. It is often true that a large part of this information is either confidential or private. As a result, different security techniques have been used to provide the required protection [1].

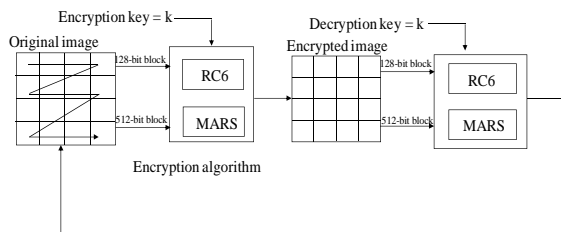
The security of digital images has become more and more important due to the rapid evolution of the Internet in the digital world today. The security of digital images has attention recently, and many different image encryption methods have been proposed to enhance the security of these images [2].

Image encryption techniques try to convert an image to another one that is hard to understand [2]. On the other hand, image decryption retrieves the original image from the encrypted one. There are various image encryption systems to encrypt and decrypt data, and there is no single encryption algorithm satisfies the different image types.

Most of the algorithms specially designed to encrypt digital images are proposed in the mid-1990s. There are two major groups of image encryption algorithms RC6 and MARS.

## 2.1 Overview of the System

This section will give a brief overview on the construction of each encryption algorithm and encryption quality of these two algorithms. Each of the following algorithms is a symmetric block cipher algorithm. Symmetric means the key used for encryption and decryption is the same, while block means the data (information) to be encrypted is divided into block of equal length [3].



**Figure 1.** The image encryption/ decryption process with RC6 or MARS.

## 2.2 RC6 Block Cipher Algorithm

This algorithm depends mainly on the use of four working registers, each of size 32 bits. So, it handles 128 bits input/output blocks. Its parameterized family is: (w) word size in bits, (r) non-negative number of rounds, and (b) the length of encryption/ decryption key in bytes. RC6 has six primitive operations, which are (+, -, <<<, >>>, \*, ⊕). The use of multiplication greatly increases the diffusion achieved per round, allowing for greater security, fewer rounds, and increases throughput. RC6 uses an expanded key table,  $s [0, \dots, t-1]$ , consisting of key  $t = 2r + 4$  w-bit words. All details of RC6 are described in [4].

## 2.3 MARS Block Cipher Algorithm

MARS is a symmetric key block cipher a block size of 128 bits and a variable key size from 128 to 400 bits. MARS algorithm uses a big variable of different operations. Additions, subtractions and xors operations are used to mix data and key values together. Table look-up is similar to the S-boxes in MARS cipher a table look-up is used. It uses a single table of 512 32-bit words, simply called S-box. Fixed rotations, data-dependent rotations may lead to differential weaknesses. This problem is solved in MARS by combining these rotations with most modern computer architectures. MARS algorithm uses 16 multiplications per block.

## 2.4 Histogram

It can apply to enhances for the image type of 256 gray-scale and any resolution BMP image. The

improvement over the original image is quite evident. The histogram equalization causes a histogram with a mountain grouped together to "spread out" into a flat or equalized histogram. The histogram equalization process also increases the dynamic range of gray levels and, consequently produces an increase in image contrast. Although this histogram equalization method can be quite useful, it does not lend itself to interactive image enhancement applications. The reason is that this method is capable of generating only one result: an approximation to a uniform histogram.

## 3. Bitmap Image Encryption

Bitmap (BMP) image is a type of uncompressed image format which preserves all information about the image data. The encryption process has two inputs, the plaintext (data image) and the encryption key. To encrypt an image, its header is excluded and the start of the bitmap's pixels or array begins right after the header of the file. The bytes of the array are stored in row order from left to right with each row representing one scan line of the image. The rows of the image are encrypted from top to bottom.

As show in Figure 1, the block RC6 and MARS are 128 and 512 respectively. The key length for the two algorithms is 16 bytes (128 bits). In the decryption process, the encrypted image is divided into the same block length of each algorithm from top to bottom. The first block is entered to the decryption function of each algorithm and the same encryption key is used to decrypt the image but the application of sub-keys is reversed. The process of decryption is continued with other blocks of the image from top to bottom [5].



**Figure 2A** Original Image Nature. (bmp)



**Figure 2B** Encryption Image using RC6



**Figure 2C** Encryption Image using MARS



**Figure 2D** The image after Decryption using RC6 or MARS

## 4. Comparison of Encryption Quality

To evaluate the quality of encryption, we have used the grey scale (0 – 255) bitmap image Nature .bmp as the original image (plainimage) of size  $512 \times$

512. Figures 2A, 2B, 2C and 2D show the results of encryption and decryption for this image. In all experiments, we use the grey-scale bitmap image Butterfly, the size  $512 \times 512$  with grey-scale value for each pixel ranging from 0 – 255 as the original images (plainimages).

Let  $F$  and  $F'$  denote the original image (plainimage) and the encrypted image (cipherimage) respectively each of size  $M \times N$  pixels with  $L$  grey levels.  $F(x,y), F'(x,y) \in \{0, \dots, L - 1\}$  are the grey levels of the images  $F$  and  $F'$  at position  $(x,y)$  ( $0 \leq x \leq M-1, 0 \leq y \leq N - 1$ ). Let  $H_L(F)$  denote the number of occurrences of each grey level  $L$  in the original image (plainimage)  $F$ . Similarly,  $H_L(F')$  denotes the number of occurrences of each grey level  $L$  in the encrypted image (cipherimage)  $F'$ . The encryption quality represents the average number of changes to each grey level  $L$  and is expressed mathematically as

$$\text{Encryption Quality} = \frac{\sum_{L=0}^{255} |H_L(F') - H_L(F)|}{256}$$

The effect of number of rounds  $r$  on the encryption quality for RC6 and MARS is investigated. The block size and secret key length are both constants. The encryption quality (EQ) is computed as a function of number of rounds ( $r$ ) and the results obtained for image mentioned above are shown in table.

Table: Comparison of Encryption Qualities For The Image "Nature. bmp" for different rounds

Number of Rounds	Algorithm type	
	RC6	MARS
4	719.977	992.172
8	723.234	990.219
12	726.133	991.719
16	725.523	992.672
20	725.609	993.234
24	723.117	990.266
30	723.828	990.117

## 5. Result of the System

With the implementation of an encryption algorithm to an image, a change takes place in pixel values as compared to the values before encryption. Such change may be irregular. Apparently this means that the higher the change in pixel values, the more effective will be the image encryption and hence the quality of encryption. So, the quality of encryption may be expressed in terms of the total deviation

(changes) in pixel values between the original image and the encrypted one.

In addition to the visual inspection, two encryption qualities will be considered to evaluate and compare the two encryption algorithms RC6 and MARS.

### 5.1 Histogram of Encrypted Images

We have selected the 256 grey-level bitmap image Nature .bmp and its encrypted image and obtained their histograms. Figure 3 shows histograms, [6] for this image and corresponding encrypted image encrypted using RC6 algorithm. From the figure, one can see that the histogram of the encrypted image (cipherimage) is fairly uniform and is significantly different from that of original image (plainimage).

Similarly we have obtained histogram for the encrypted image of Nature. bmp encrypted using MARS algorithm. For the observation it is evident that the histogram of cipher image is also fairly uniform and different from that of the plainimage and is shown in figure 4. Also see the percentage of number of pixels with certain grey scale values in the histogram of plainimage.



Figure 3A Original Image

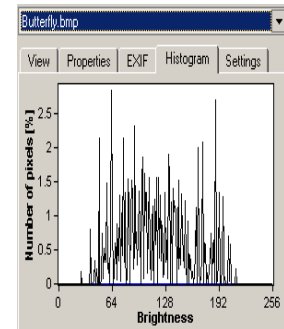


Figure 3B Histogram for original image



Figure 3C Encrypted Image

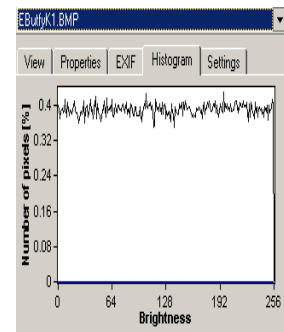


Figure 3D Histogram for Encrypted Image

Figure 3 Results of Histogram for Plainimage and Cipherimage of RC6



Figure 4A Encrypted Image

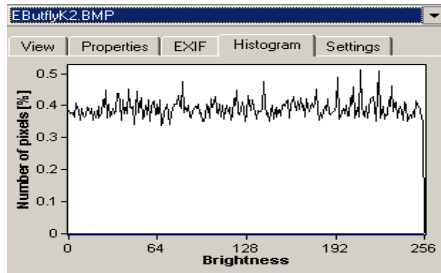


Figure 4B Histogram of Encryption Image

Figure 4 Results of Histogram for Cipherimage of MARS

## 6. Conclusion

This paper introduces a successful efficient implementation of RC6 and MARS block ciphers for digital images. A mathematical modeling for encryption efficiency evaluation, that is called encryption quality was proposed, and may be considered to compare the effectiveness of different encryption techniques to digital images instead of visual inspection. The system is allowed other extension of images (jpeg, gif, etc.) by changing the key length, no of rounds and block size.

Comparison of encryption quality evaluation criteria are achieved using simulation programs. Effect of number of rounds, secret key length, and data block size on encryption quality is evaluated and compared using several test values. Results obtained show that the MARS block cipher achieved the better encryption quality.

From an engineer's perspective, the use of MARS block cipher algorithm as a candidate for image encryption is very promising for real-time secure image and video communications in military, industrial, as well as commercial applications.

## 7. References

- [1]. H.El-din. H.Ahmed, H.M.Kalash, and O.S. Farag Allah, "Encryption quality analysis of the RC5 block Cipher algorithm for digital images".
- [2]. Li. Shujun, x – Zheng- "Cryptanalysis of a chaotic image encryption method", Inst of Image Process.
- [3]. R.L. Rivest, M.J.B. Robshaw, R. Sidney, and Y.L. Yin, The RC6™ Block Cipher, 1998.  
<http://www.rsasecurity.com/rsalabs/rc6/>
- [4]. William Stallings, "Cryptography and Network Security", Third Edition, Pearson Education, 2003.
- [5]. I.Ziedan, M. Fouad, and D.H. Sulem, "Application of Data encryption standard to bitmap and JPEG images".
- [6]. Hossam El-din H. Ahmed, Hamdy, M.Kalash. And OsamaS. Farang Allah, "Encryption Efficiency Analysis and Security Evaluation of RC6 Block Cipher for Digital Images".